

Erratum: "Epilayer control of photodeposited materials during UV photocatalysis" [

Appl. Phys. Lett. 94, 232901 (2009)

]

R. Takahashi, M. Katayama, Ø. Dahl, J. K. Grepstad, Y. Matsumoto et al.

Citation: *Appl. Phys. Lett.* **97**, 059903 (2010); doi: 10.1063/1.3449136

View online: <http://dx.doi.org/10.1063/1.3449136>

View Table of Contents: <http://apl.aip.org/resource/1/APPLAB/v97/i5>

Published by the [American Institute of Physics](#).

Related Articles

Nanoscale integration of SiC/SiO₂ core-shell nanocables in diamond through a simultaneous hybrid structure fabrication

Appl. Phys. Lett. **100**, 193102 (2012)

Surface chemistry and morphology effects on optoelectronic transport at metal/nanostructured silicon/silicon structures

J. Appl. Phys. **111**, 094903 (2012)

An in situ set up for the detection of CO₂ from catalytic CO oxidation by using planar laser-induced fluorescence

Rev. Sci. Instrum. **83**, 053104 (2012)

Absorbing states in a catalysis model with anti-Arrhenius behavior

J. Chem. Phys. **136**, 164502 (2012)

Will water act as a photocatalyst for cluster phase chemical reactions? Vibrational overtone-induced dehydration reaction of methanediol

J. Chem. Phys. **136**, 164302 (2012)

Additional information on *Appl. Phys. Lett.*

Journal Homepage: <http://apl.aip.org/>

Journal Information: http://apl.aip.org/about/about_the_journal

Top downloads: http://apl.aip.org/features/most_downloaded

Information for Authors: <http://apl.aip.org/authors>

ADVERTISEMENT



Goodfellow
metals • ceramics • polymers • composites
70,000 products
450 different materials
small quantities fast

www.goodfellowusa.com

Erratum: “Epilayer control of photodeposited materials during UV photocatalysis” [Appl. Phys. Lett. 94, 232901 (2009)]

R. Takahashi,^{1,a)} M. Katayama,^{2,b)} Ø. Dahl,^{1,c)} J. K. Grepstad,¹ Y. Matsumoto,² and T. Tybell^{1,d)}

¹Department of Electronics and Telecommunications, Norwegian University of Science and Technology, OS Bragstads Plass 2A, 7491 Trondheim, Norway

²Materials and Structures Laboratory, Tokyo Institute of Technology, 4259, Nagatsuta, Midoriku, 226-8503 Yokohama, Japan

(Received 1 May 2010; accepted 19 May 2010; published online 2 August 2010)

[doi:10.1063/1.3449136]

In Figs. 2(b), 3(a), 3(c), and 4(b) of Appl. Phys. Lett. 94, 232901 (2009), the y-axis unit is in error. It should be “ $\mu\text{A}/\text{mm}^2$,” not “ $\mu\text{A}/\text{cm}^2$.” Also, on page 2, the sixth line from the bottom of the left column should read “ $7.5 \mu\text{A}/\text{mm}^2$...,” not “ $7.5 \mu\text{A}/\text{cm}^2$...” We note that this error does not alter the data interpretation and conclusion, since we simply compare the photocatalytic reactions for two different thin film systems.

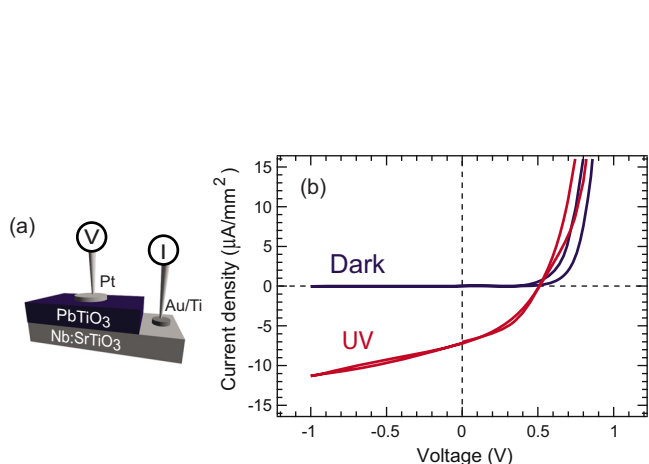


FIG. 2. (Color online) (a) Schematic illustration of the junction polarity defined as positive when a positive voltage is applied to the Pt top electrode. (b) The impact of UV illumination on the I - V characteristic properties of Pt/PbTiO₃/Nb:SrTiO₃/Ti/Au.

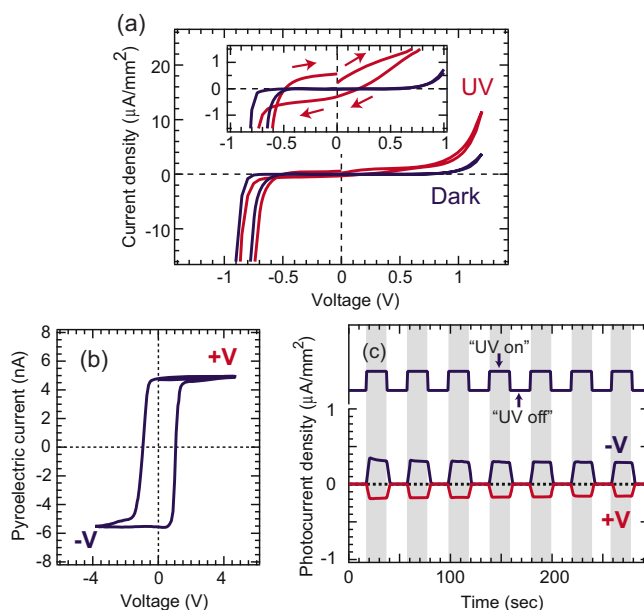


FIG. 3. (Color online) (a) I - V characteristic of Pt/PbTiO₃/SrRuO₃/Ag under and without UV illumination. (b) Pyroelectric hysteresis loop measured by the Chynoweth method. (c) Photoresponse of the short-circuit current for the Pt/PbTiO₃/SrRuO₃/Ag junction under intensity modulated UV illumination. The red and blue color refer to positively and negatively polarized ferroelectric domains, respectively.

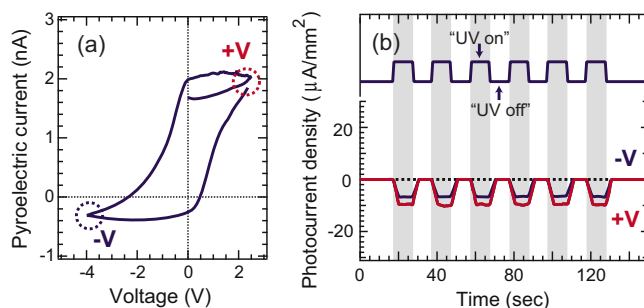


FIG. 4. (Color online) (a) Pyroelectric hysteresis loop of the Pt/PbTiO₃/Ni:SrTiO₃ junction. (b) The photoresponse of the short-circuit current from positively and negatively polarized domains under intensity modulated UV illumination.

^{a)}Present address: Institute for Solid State Physics, University of Tokyo, Japan.

^{b)}Present address: University of Tokyo, Tokyo, Japan.

^{c)}Present address: SINTEF Materials and Chemistry, Trondheim, Norway.

^{d)}Author to whom correspondence should be addressed. Electronic mail: thomas.tybell@iet.ntnu.no.